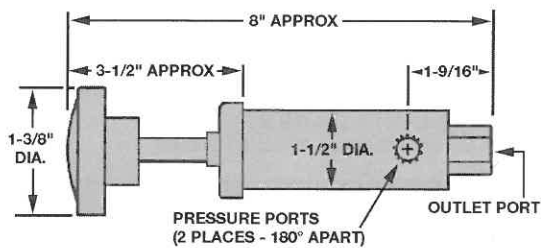


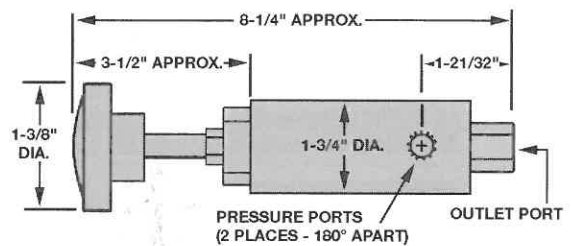
| MODEL NUMBER   | SERVICE  | PRESSURE RANGE   | PORTS  |  | MATERIAL   |  |  | ORIFICE DATA                                       |  |
|--|--|--|--|--|--|--|--|--|--|
|  |  |  | PRESSURE   | OUTLET   | BODY   | SEAT   | SEAL   | DIA.   | CV                                     |
| 15570-1<br>15570-2<br>15570-3                                    | Liquid<br>Liquid<br>Liquid   | 300 - 3000 psi<br>600 - 6000 psi<br>1000 - 10,000 psi  | 1/4" NPT<br>1/4" NPT<br>1/4" NPT                                     | 1/4" NPT<br>1/4" NPT<br>1/4" NPT                                     | Alum.<br>Alum.<br>Steel  | St. Steel<br>St. Steel<br>St. Steel                        | Buna-N<br>Buna-N<br>Buna-N   | .070"<br>.070"<br>.070"                            | .12<br>.12<br>.12                      |
| 15670-1<br>15670-2   | Gas or Liq.<br>Gas or Liq.   | 300 - 3000 psi<br>600 - 6000 psi   | 1/4" NPT<br>1/4" NPT   | 1/4" NPT<br>1/4" NPT   | Alum.<br>Alum.   | Nylon<br>Nylon   | Buna-N<br>Buna-N   | .070"<br>.070"                                     | .12<br>.12                             |
| 15900-1<br>15900-2   | Gas or Liq.<br>Gas or Liq.   | 30 - 300 psi<br>75 - 750 psi   | 1/4" NPT<br>1/4" NPT   | 1/4" NPT<br>1/4" NPT   | Alum.<br>Alum.   | Nylon<br>Nylon   | Buna-N<br>Buna-N   | .156"<br>.156"                                     | .58<br>.58                             |
| 15901-1<br>15901-2   | Liquid<br>Liquid   | 30 - 300 psi<br>75 - 750 psi   | 1/4" NPT<br>1/4" NPT   | 1/4" NPT<br>1/4" NPT   | Alum.<br>Alum.   | St. Steel<br>St. Steel                                     | Buna-N<br>Buna-N   | .296"<br>.296"                                     | 2.09<br>2.09                           |
| 15960-1<br>15960-2   | Liquid<br>Liquid   | 300 - 3000 psi<br>150 - 1500 psi   | 3/8" NPT<br>3/8" NPT   | 3/8" NPT<br>3/8" NPT   | Alum.<br>Alum.   | St. Steel<br>St. Steel                                     | Buna-N<br>Buna-N   | .187"<br>.187"                                     | .83<br>.83                             |
| 15700-25 *<br>15700-26<br>15700-60                               | Liq./Gas **<br>Liq./Gas **<br>Liq./Gas **                          | 2500 - 25,000 psi<br>2500 - 25,000 psi<br>10,000 - 60,000 psi  | 1/4" S.P.*<br>1/4" S.P.*<br>1/4" S.P.*                               | 1/4" NPT<br>1/4" S.P.*<br>1/4" NPT                                   | St. Steel<br>St. Steel<br>St. Steel  | St. Steel<br>St. Steel<br>St. Steel                        | Buna-N<br>Buna-N<br>Buna-N   | .070"<br>.070"<br>.070"                            | .12<br>.12<br>.12                      |
| 27741-1<br>27741-2<br>27741-3<br>27741-4<br>27741-11<br>27741-12 | Liquid<br>Liquid<br>Gas or Liq.<br>Gas or Liq.<br>Oxygen<br>Oxygen | 300 - 3000 psi<br>1000 - 10,000 psi<br>300 - 3000 psi<br>1000 - 10,000 psi<br>300 - 3000 psi<br>500 - 5000 psi | 1/4" NPT<br>1/4" NPT<br>1/4" NPT<br>1/4" NPT<br>1/4" NPT<br>1/4" NPT | 1/4" NPT<br>1/4" NPT<br>1/4" NPT<br>1/4" NPT<br>1/4" NPT<br>1/4" NPT | St. Steel<br>St. Steel<br>St. Steel<br>St. Steel<br>St. Steel<br>St. Steel | St. Steel<br>St. Steel<br>Nylon<br>Nylon<br>Nylon<br>Nylon | Viton/PTFE<br>Viton/PTFE<br>EPR/PTFE<br>EPR/PTFE<br>Viton/PTFE<br>Viton/PTFE | .070"<br>.070"<br>.070"<br>.070"<br>.070"<br>.070" | .12<br>.12<br>.12<br>.12<br>.12<br>.12 |

\* Superpressure \*\* Not bubble-tight on gas service

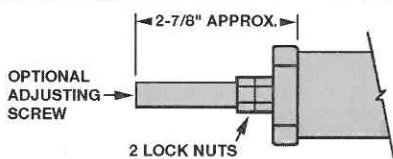
### MODELS 15570, 15670, 15900, 15901 & 27741



### MODEL 15960



### TO ORDER WITH ADJUSTING SCREW (NO KNOB)



| FOR MODELS               | ORDER    |
|--------------------------|----------|
| 15570-1, 2, 3            | 27560-XX |
| 15670-2, 2               | 28440-XX |
| 27741-1, 2, 3, 4, 11, 12 | 28580-XX |

### MODEL 15700

